

REFERENCES: LUKE 19:28-44; *THE DESIRE OF AGES*, PP. 569-579.

The Great Parade

Memory Verse:

“Sing to the Lord.” PSALM 98:1, NIV.

The Message:

I can sing praises to Jesus.

Parents:

By the end of the month you can help your child

Know that it is good to praise God.

Feel happy for the things God does for us.


Respond by joining in to sing praise songs in Sabbath School, church, and family worship.





See the children march in the parade. The doggie marches too. Our Bible story is about a parade.

See the donkey.
[Point to the
donkey.] Jesus will
ride on the donkey.
Jesus and the donkey
will ride in a parade.

The boys and girls
want to see Jesus.
[Point to the children.]
They want to see
Jesus in a parade.









See Jesus!" the
children shout.

[Point to Jesus.]

"Jesus looks like
a king!" Jesus sits
straight and tall on
the little donkey.

"He could be our
king," the adults
whisper.

*[Give child a cloth
to wave or spoons to
clap.]* Yea for King
Jesus! And for the don-
key and the parade!



Hosanna!
Son of
King David!”

Hear the people
shout! *[Point to Jesus,
then the people.]* See
the children wave.
[Wave a cloth or scarf.]

The little donkey
walks. *[Point to the
donkey.]* Clip-clop-clip.

The people take
off their coats. *[Point
to the coats.]* The coats
cover the road. Clip-
clop-clip. The donkey
walks on the coats.

What a parade!
[Wave and clap.]









See the palm branches. *[Give child green leaves to wave.]* The children wave palms. "Hosanna!" they shout. "Hosanna to our King!"

The parade is coming closer. Clip-clop-clip.

Jesus is *our* king. We can wave palms too. *[Wave green leaves.]* We can sing praises to Jesus.




See the angry men. *[Point to the Pharisees.]* Count them: 1-2-3. Three angry men say, “Hush the children!”

But the parade goes on.

“Don’t stop the children or the stones might cry out!” Jesus says.

Clip-clop-clip, the donkey steps on the pretty coats. Yea! *[Wave the cloth.]*









Sh! Jesus, don't cry." See the big tears on Jesus' face. *[Point to Jesus.]* Jesus is sad.

[Softly in a sad voice.] "Oh, great city! Jesus loves your people! Jesus loves your children—all the time! But you do not love Him." *[Use the cloth to dab at your eyes.]* Don't cry, Jesus.



We love You,
Jesus!"

See, Jesus smiles.
[Point to Jesus' smiling
face.]

Clip-clop-clip. The
parade moves again.
The donkey steps on
the pretty coats. The
children shout
"Hosanna!" [Shout.]
The palms wave!
[Wave green leaves.]
What a parade!





Do & Say

Tape record your child's attempt at saying "Praise Him" or singing praises to Jesus. Play it back and listen.

Partially fill a toilet paper roll with rice, beans, lentils, or gravel. Seal each end with waxed paper or other material. Let your child shake the instrument as you sing a praise song to Jesus.

Have a parade. March around your house as you sing praises to Jesus.



Take a walk around your neighborhood and praise Jesus for the things you see. Sing the memory verse song as you walk.

Use your quiet voice to whisper praises into your child's ear. Encourage your child to whisper them to you.

Go outside and use your loud voices to shout praises to Jesus. Teach your child to shout "Hosanna!"

Help your child think of three things for which to praise Jesus. Count them on their fingers. Take turns with your child jumping up as you list the items.



Let your child wave a scarf or strip of cloth while you sing praises to Jesus together.

Gather some leaves or make some with paper. Wave them in praise to Jesus as you sing the memory verse song.


Sing "Praise Him, Praise Him" as you praise Jesus today. Use your hands to clap and praise Jesus as you sing.

Hide some objects around your home. Have a treasure hunt and praise Jesus for each object your child discovers.

Hide a picture of a donkey or a toy stuffed donkey. Help your child find the donkey as Jesus' disciples did.

Make some different animal sounds while your child guesses what animal it is. Finish with a donkey sound. Remind your child that Jesus rode on a donkey.

If possible, take your child to a petting zoo or farm. Ask the caretaker to let your child touch a donkey.



Play a note on a piano, guitar, or other instrument. Explain that we use musical notes to sing praises to Jesus.

Lesson 3

*Sing to the Lord**

Sing to the Lord! Sing to the Lord! We

praise Him! We praise Him! We sing to Him!

*Simplified "Hallelujah Chorus," from Messiah, G. F. Handel; adapted by Janet Sage.

Pray

Pray



(Hands together as if in prayer.)

when you wake in the morning;



(Arms up over head and then down to the sides, stretching.)

Pray



(Hands together.)

at the table, too;



(Hands out in front as if offering something.)

Pray



(Hands together.)

before closing your eyes in sleep;



(Hands together on one side of the face as if forming a pillow.)

Pray



(Hands together.)

in all that you do.



(Arms out wide in front and then to sides in gesture of inclusiveness.)

Lesson 2

I Did Wrong

I did wrong, that's too bad;



(Shake head "no" and frown.)

I'll tell Jesus I am sad.



(Fold hands in prayer.)

He will smile from above



(Smile.)

And forgive in His love.



(Place arms crisscross over heart.)

Copyright © 1999 by General Conference Corporation of Seventh-day Adventists.®

Alway

VIRGINIA CASON

VIRGINIA CASON / ARR. BY WAYNE HOOPER

I may not be ver - y tall, But I can love Je - sus best of all! And

when He comes on that hap - py day, Then I'll be with Him al - way!

Copyright © 1973 Virginia D. Cason. All rights reserved.

Lesson 3

I Have Hands That Clap

S. VANCE

S. VANCE

1. I have hands that clap, clap, clap. I have hands that clap, clap, clap.
 2. I have fin - gers that wig - gle, wig - gle, wig - gle. I have fin - gers that wig - gle, wig - gle, wig - gle.
 3. I have feet that tip - py - tip - py toc, I have feet that tip - py - tip - py toc,
 4. I have knees that bend by my chair, I have knees that bend by my chair,

I have hands that clap, clap, clap. They were made for Je - sus.
 I have fin - gers that wig - gle, wig - gle, wig - gle. They were made by Je - sus.
 I have feet that tip - py - tip - py toe. They were made by Je - sus.
 I have hands that fold in prayer. Now I talk to Je - sus.

Copyright © 1980 by Review and Herald® Publishing Association.